


**TUSCOLA COUNTY  
HEALTH DEPARTMENT  
ANNUAL REPORT  
2016/2017**



**1309 CLEAVER ROAD, STE B  
CARO, MICHIGAN 48723**

**www.tchd.us**

**Like us on Facebook**

**Russell L. Bush, MD  
Medical Director**

**Ann Hepfer, RN, BS  
Health Officer**

*The Tuscola County Health Department actively strives to enhance our community's quality of life by disease prevention, health protection and healthy lifestyle promotion.*

**Environmental Health - Tip MacGuire, EH Director**

**Fiscal Division - Deb Cook, Fiscal Manager**

**Health Services - Kristi Villalobos, Nursing Administrator**

**Management Information Systems - Jon Suber, MIS Manager**

**Veteran Affairs - Mark Zmierski, VA Director**

**PROGRAMS OFFERED**

**ABSTINENCE      CHILDREN'S SPECIAL HEALTH CARE SERVICES  
COMMUNICABLE DISEASE      ENVIRONMENTAL HEALTH  
FAMILY PLANNING      HEARING/VISION      IMMUNIZATIONS  
MATERNAL INFANT HEALTH SERVICES      LEAD  
SEXUALLY TRANSMITTED INFECTIONS/HIV      TOOTH VARNISH  
TUBERCULOSIS      VETERANS AFFAIRS  
WOMEN/INFANT/CHILDREN (WIC)**

## 2016/2017 Medical Director Annual Report

Your Health Department continues to keep the public safe by such activities as water testing, monitoring beach water safety and surveilling ground water; surveilling the incidence and prevalence of vaccine-preventable diseases and providing the disease-preventing immunizations that keep our citizens healthy, such as Hepatitis A, which is a current outbreak in Michigan; promoting State, Federal and local services that our citizen qualify to receive; working with our local Veteran's Affairs office to assure our county's veterans receive the benefits they deserve; work collaboratively with the Tuscola County Medical Examiner office, local Opioid Task Force and a host of other local officials, individuals, agencies, organizations, and institutions to address the opioid epidemic in the State and nation; and making ourselves available to assist where we can our county residents in accessing the services they need.

As the Medical Director, I am responsible for the medical/health oversight of/participation in these many programs. Problems arising may be anticipated or unanticipated and may require Homeland Security/Local, State and/or Federal collaboration in addressing communicable/infectious diseases, all forms of environmental contamination, food/water-borne illnesses, commercial products posing a threat to the human and animal health, bioterrorism, and/or the safety and wellbeing issues that have the potential for negatively impacting human and/or animal health.

Please realize that despite the likelihood that most will never have significant direct contact with the Tuscola County Health Department, that we stand ready and able, through surveillance, policy, assurance, and enforcement continue striving to watch over the community. Our mission is one that **“actively strives to enhance our community's quality of life by disease prevention, health protection and healthy lifestyle promotion.”**



## Health Officer's Report FY 2016/2017

Greetings,

On behalf of the Tuscola County Health Department, I am pleased to provide this report to the residents of Tuscola County. We have been providing public health services since 1966. As an accredited health department it is our privilege and honor to promote the health of everyone.

We work diligently to protect our residents and visitors from health threats, provide community education and work collectively with our community partners to ensure a comprehensive approach to the health of our community. The contents contained in this report are only a small reflection of the work being done by the employees, Board of Health and Board of Commissioners to protect, promote, and provide for health and safety.

Below is a small sample of the projects that your local health department worked on over the past year.

1. We hosted the CDC NHANES Survey. Tuscola County was randomly selected to participate in this survey. NHANES has a long history (see [history of NHANES](#)); it has been in existence since 1960 and has surveyed over 190,000 people. NHANES was born out of the The National Health Survey Act, 1956. This law authorized a survey to provide current statistical data on the amount, distribution, and effects of illness and disability in the United States. For information you can access the link. [https://www.cdc.gov/nchs/nhanes/participant\\_video.htm](https://www.cdc.gov/nchs/nhanes/participant_video.htm)

2. We learned that the county was not exempt from the Opioid crisis. We experienced deaths and an increase in the number of residents seeking care at the Emergency Rooms, as a result of overdoses. This prompted the County Commissioners to request that a Drug Task Force be formed. The meetings are well attended by several community based organizations, parents, health care professionals, recovery support groups, those who have been affected by this crisis. They meet on quarterly basis. Over the past year they developed an Opioid Toolkit of resources for health care providers, parents, those who are seeking assistance with Opioid addiction. Several agencies collaborated to install "red barrels" throughout the county for drop off points for prescription medications such as Opioids and expired medications.

3. We continue to reach across county lines to work with our neighbors through our work with the Michigan Thumb Public Health Alliance (MTPHA). The members of the Alliance include the health departments of Huron, Lapeer, and Sanilac Counties. This year's accomplishments include 1) Surveying and collecting data for a comprehensive Community Health Assessment 2) Implemented and installed a Telecommunication plan. We installed Poly Coms systems that bridge to each county along with the Medical Director. These connections allow the Alliance partners to work across county lines without leaving our offices. The system is HIPPA and Privacy compliant with the current regulations.

4. Veteran Affairs Office is fully functional after the mileage passed we were able to hire two full time officers in the office Monday through Friday. The office is busy with 1620 office visits, 759 claims submitted, 245 veterans transported for medical care, volunteer drivers drove 23,004 miles and logged in 1082 hours of time. We greatly appreciate all of our volunteer drivers!

5. We began having discussions with the MY Community Dental Center in regards to opening a community dental center that would provide comprehensive dental care to those currently being underserved this primary group includes: adult Medicaid recipients, along with those that currently are underinsured or have no insurance.

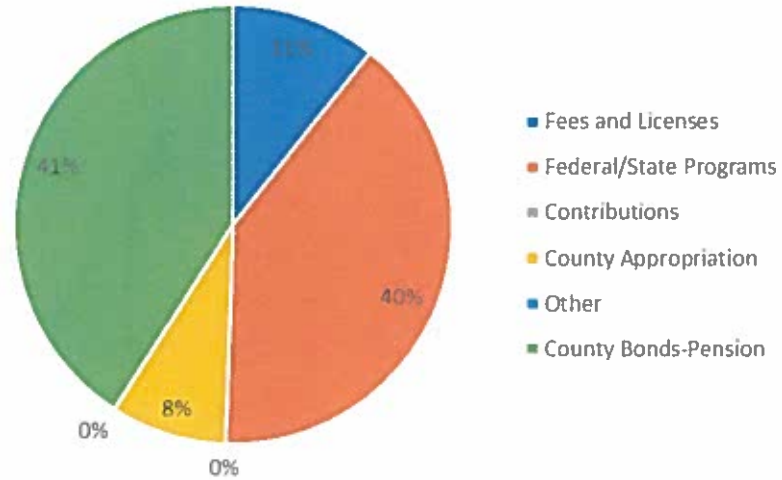
I would like to thank the Tuscola County Board of Commissioners and the Board of Health for their continued commitment to the health and well-being of our residents. I would also like to thank all of our community collaborative partners, schools, hospitals, townships, physicians, mental health, nonprofit organizations, businesses, law enforcement, and restaurants who work diligently beside us to promote a healthy living environment in Tuscola County.

Sincerely,  
Ann Hepfer  
Health Officer

# Financial Overview

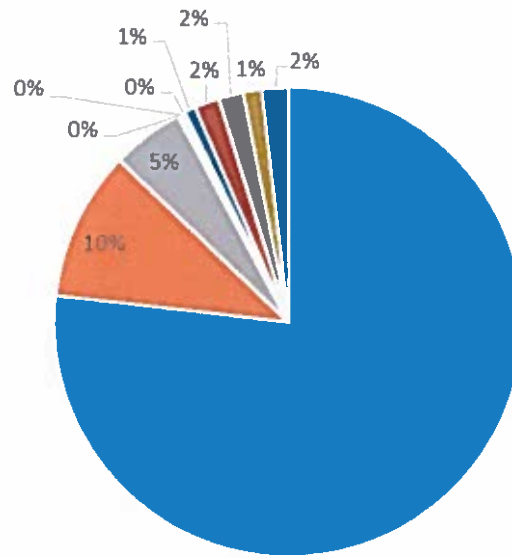
## 2016-2017

### Revenue by Source



### Expenses

- Salary/Fringe Benefits
- Supplies & Materials
- Contractual
- Legal & Health Services
- Communications
- Travel
- Advertising/Insur/Equip Maint
- Co Central Service/Rent
- Other/Capital Outlay
- Pension Bonds
- Debt Service



## HEALTH SERVICES

The Nursing Division of the Tuscola County Health Department continues to provide a variety of services both within our office as well as throughout our community. We were able to expand Immunization offsite services to a Cass City location at Revive Ministries and add additional WIC and Immunization clinics to our Vassar location at the Presbyterian Church. Immunization coverage levels have been at the highest levels we have seen in years, reaching 80%. Another successful flu season has been completed with five day a week immunization availability as well as offsite clinic locations.

Our WIC Registered Dietician is able to provide dietetic services via telehealth for Huron County. We have also partnered with Lapeer county to share our International Board-Certified Lactation Consultant (IBCLC) via telehealth in the next fiscal year. The breastfeeding support services offered in our WIC clinic have been very successful; we offer one-on-one, support groups, and classes. We offer lead testing to all WIC clients.

Chlamydia and Gonorrhea cases have both increased from the prior year; we continue to provide community outreach and education. We utilize Alere Rapid HIV tests for client testing with same day results. Our Family Planning program received a grant that enabled us to increase outreach efforts to teens and males. We provide a variety of Family Planning services including contraception, pregnancy testing, and STD testing.

Our Abstinence Program completed another successful year of reaching youth in Cass City and Millington schools. An additional 20 area youth were informed through a week-long fun and educational summer program at Camp Fowler.

Our Maternal Child Health program provides Parent to Parent classes to any parent or caregiver in Tuscola County. Class topics have expanded to include a 2-part newborn care class and a well-received class on "How to Raise Emotionally Healthy Infants and Toddlers". The classes have received positive feedback from those who attend. We also continue to be a service partner for Tuscola County Baby Court receiving referrals from DHHS foster care and providing parenting classes to parents as they work toward being reunified with their children.

### Personal/Preventative Health

- 213 Communicable disease cases
- 6 Tests for HIV/AIDS
- 188 Sexually transmitted disease cases
- 398 Unduplicated Family Planning Clients
- 404 Tuberculin skin tests
- 237 Families enrolled in Children's Special Health Care Services
- 3088 Hearing and 4561 vision screenings
- 7742 Vaccines administered
- 1419 Average monthly WIC client caseload
- 68 Families reached through Parent to Parent & Baby Court Classes.

Our Communicable Disease staff continue to work with area providers and hospitals to conduct timely, detailed case investigations to limit spread of disease. We developed and implemented an electronic version of the school report form that makes communication of illness from the schools to the health department more efficient.

Communicable Disease Reports-5 Year Comparison					
	2012/13	2013/14	2014/15	2015/16	2016/17
AIDS	1	0	0	0	0
Food Borne Illness	29	40	24	32	24
Meningitis-Aseptic	3	4	1	3	0
Meningitis-Bacterial/other	0	1	0	4	1
Pneumoniae Invasive	7	3	11	8	11
Cryptococcosis	0	1	0	2	0
Flu Like Illness	478	544	78	1057	214
Guillain-Barre'	0	0	0	1	0
Kawasaki	0	0	0	0	0
Legionellosis	1	0	0	1	2
Rabies-Animal	1	0	0	0	0
Chickenpox	3	6	0	3	1
Tuberculosis	2	2	1	0	1
Hepatitis A	1	1	0	1	0
Hepatitis B Chronic	1	3	8	4	6
Hepatitis Perinatal	0	0	0	0	0
Hepatitis B Acute	0	2	1	3	0
Hepatitis C Acute	8	5	0	3	3
Hepatitis C Unknown	0	0	0	0	0
Hepatitis C Chronic	29	28	19	26	20
Coccidioidomycosis	0	0	0	0	0
Encephalitis	0	2	0	0	0
Hemolytic Uremic Syndrome	0	0	0	0	0
Staphylococcus Aureus Infections	1	0	0	0	1
Mumps	0	0	0	0	0
Pertussis	2	5	0	2	3
Histoplasmosis	1	2	3	5	3
Q Fever	0	2	0	0	0
Streptococcus, Group A	1	4	2	0	2
Influenza-confirmed	8	28	103	83	135
Toxic Shock	0	0	0	0	0

## ENVIRONMENTAL HEALTH DIVISION

Adverse environmental factors have a direct influence on humans. Impacts can be disease transmission through exposure to pathogenic organisms, or by exposure to toxins having a physiological effect on humans. Lesser environmental factors such as living conditions in a home can effect the overall well-being of the persons subjected to the given environment. As a member of the public health team, Environmental Health advocates and promotes disease prevention. Goals are met through enforcement of regulations and programs developed to not only protect public health, but to also control adverse environmental factors. Programs and regulations are grouped into categories of: Water, Shelter, Food, Waste and Community Health. The following statistics falling under these categories reflect the services provided in fiscal year 2016/2017.

**FOOD:** Regular inspections are conducted in all food service establishments in Tuscola County. Efforts in this program are key elements in assuring that meals consumed outside of the home are safe.

- ◆ 138 Fixed Food Service Establishments
- ◆ 413 Fixed Food Service Inspections
- ◆ 143 Temporary Food Inspections
- ◆ 9 Transitory Food Inspections
- ◆ 2 Foodborne Illness Investigations

**WASTEWATER:** Contact with raw or improperly treated sewage is the major method by which diseases are spread. Proper disposal and treatment of sewage is a critical aspect of protecting public health. Under State and Local Code Enforcement, this division evaluates and issues permits for the installation of all on-site sewage systems in Tuscola County.

- ◆ 131 Onsite Sewage Disposal Permits Issued
- ◆ 13 Onsite Sewage Permits (Commercial)
- ◆ 47 Operation/Maintenance Evaluations
- ◆ 276 Onsite Sewage Disposal Inspections
- ◆ 23 Onsite Sewage Inspections (Commercial)

**SURFACE/GROUNDWATER:** The basics to human life and public health philosophy is the provision that a safe and adequate water supply is available to the individual and public. To this end, all wells in Tuscola County are installed under permit with well locations being reviewed, proper isolations required, final inspections conducted and water sampling performed to determine water quality.

- ◆ 107 Well Permits Issued
- ◆ 87 Well Permit Final Inspections
- ◆ 3 Complaints Investigated
- ◆ 57 Operation/Maint. Evaluations

ENVIRONMENTAL HEALTH  
(CONTINUED)

- ◆ 12 Campground Inspections
- ◆ 6 Public Swimming Pool Inspections
- ◆ 5 Solid Waste
- ◆ 24 Indoor/Outdoor Air
- ◆ 1 Ground Water Quality
- ◆ 0 Mosquito/Insect Control
- ◆ 0 Surface Water
- ◆ 36 Adult/Child Care Facility Inspections
- ◆ 0 Hazardous Waste
- ◆ 0 Animal Control
- ◆ 4 Body Art
- ◆ 0 Residential Dwellings/Lead Paint
- ◆ 3 Septage Inspections
- ◆ 4 Radon

**ENVIRONMENTAL QUALITY:** Additional activities important to health protection cover a range of programs such as: Shelter, Public Swimming Pools, Mobile Home Parks, Hazardous Waste, Solid Waste, Indoor and Outdoor Air, and Campgrounds.



# VETERANS AFFAIRS

Mark Zmierski, Director

Ana M. Farris, Veterans Service Officer

The County Veterans Affairs handles federal, state, and county programs that are available to veterans, widows, and dependent children seeking assistance. Federal programs from the Department of Veterans Affairs include; compensation, pension, survivors benefits, education benefits for veteran and dependents, medical coverage, home loans, life insurance, and burial benefits. State programs include; Michigan Veteran Trust Fund, employment, education benefits, nursing home care, as well as other benefits. County level programs include; Veterans Assistance Program/Soldier Sailor Relief Fund (SSRF), burial benefits, Tuscola County Veterans Affairs Office, food banks, transition housing, and other agencies such as Department of Health & Human Services and Human Development Commission.

## Statistics – FY 2016/2017

<u>Office:</u>		<u>Assistance:</u>	
<u>Office Visits</u>	1,620	MVTF – Applications	0
<u>Home Visits</u>	27	<u>MVTF – Granted</u>	<u>\$0.00</u>
<u>Claims Submitted</u>	759	SSRF – Applications	79
		<u>SSRF – Granted</u>	<u>\$18,157.62</u>
<u>DAV Van:</u>		Burial – Applications	45
<u>Veterans Transported</u>	245	<u>Burial – Granted</u>	<u>\$8,325.00</u>
<u>Miles Logged (Volunteer)</u>	23,004		
<u>Hours Logged (Volunteer)</u>	1,082		

## Department of Veterans Affairs County Statistics FY 2015/16 vs FY 2016/17

FY 16 County Veteran Population.....	4,031		
FY 17 County Veteran Population.....	3,923	Decrease of	108
FY 16 VA Total Expenditure .....	\$29,410,000		
FY 17 VA Total Expenditure .....	\$30,694,000	Increase of	\$1,284,000
FY 16 VA Compensation & Pension .....	\$16,839,000		
FY 17 VA Compensation & Pension .....	\$16,459,000	Decrease of	\$380,000
FY 16 Vets Enrolled in VA Medical .....	1,178		
FY 17 Vets Enrolled in VA Medical .....	1,226	Increase of	48
FY 16 Insurance & Indemnities .....	\$114,000		
FY 17 Insurance & Indemnities .....	\$275,000	Increase of	\$161,000
FY 16 Medical Care .....	\$11,324,000		
FY 17 Medical Care .....	\$12,924,000	Increase of	\$1,600,000